



Availability Report

Created: November 23, 2006

For Period : December 01, 2004 - December 22, 2005

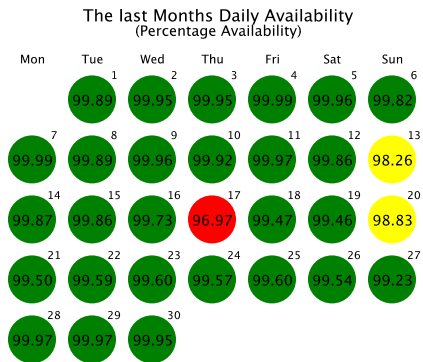
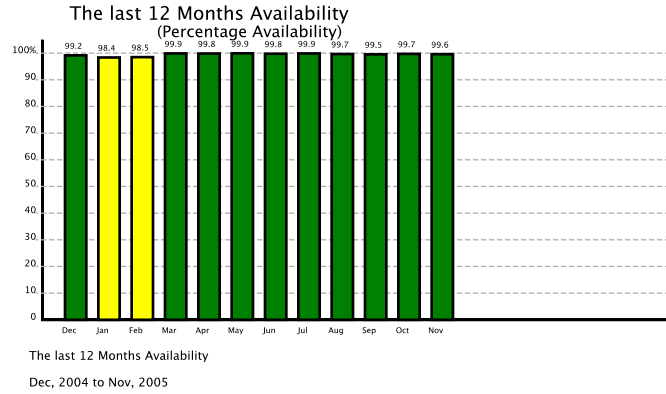
Overall Service Availability

This category reflects availability of all services currently being monitored by OpenNMS.

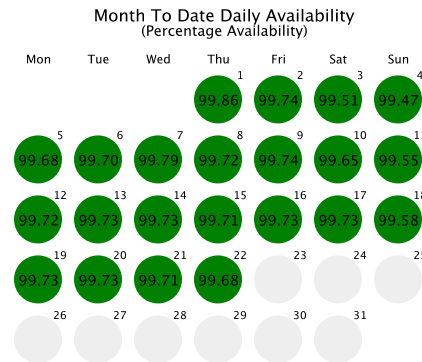
Nodes having outages:296

Interfaces:566

Services:776

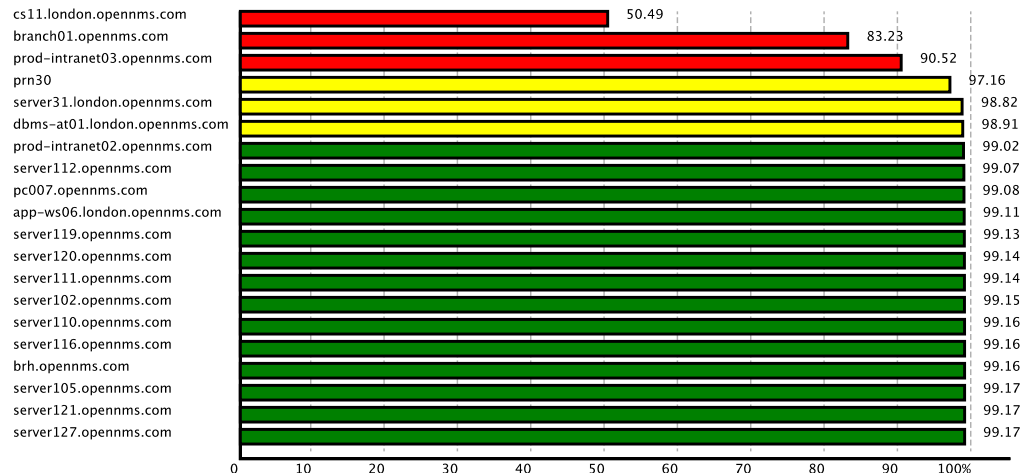


Daily Average of svcs monitored and availability of svcs divided by the total svc minutes (last month)
01 Nov, 2005 to 30 Nov, 2005



Daily Average of svc monitored and availability of svcs div by total svc minutes of month frm 1st till date
01 Dec, 2005 to 22 Dec, 2005

Last Months Top Offenders (Percentage Availability)



This is the list of the worst available devices in the category for the last month